

# WOMEN IN PRIVATE EQUITY

Analyzing the demographics of more than 280,000 industry professionals on our database, Preqin looks at the representation of women at private equity firms\* according to geography, seniority and role type.

## KEY FACTS



**17.9%**

of private equity employees worldwide are women. This is the lowest figure of any asset class, and is unchanged from 2017.



**5.2%**

of board seats at private equity firms are held by women, up from 4.1% in 2017.

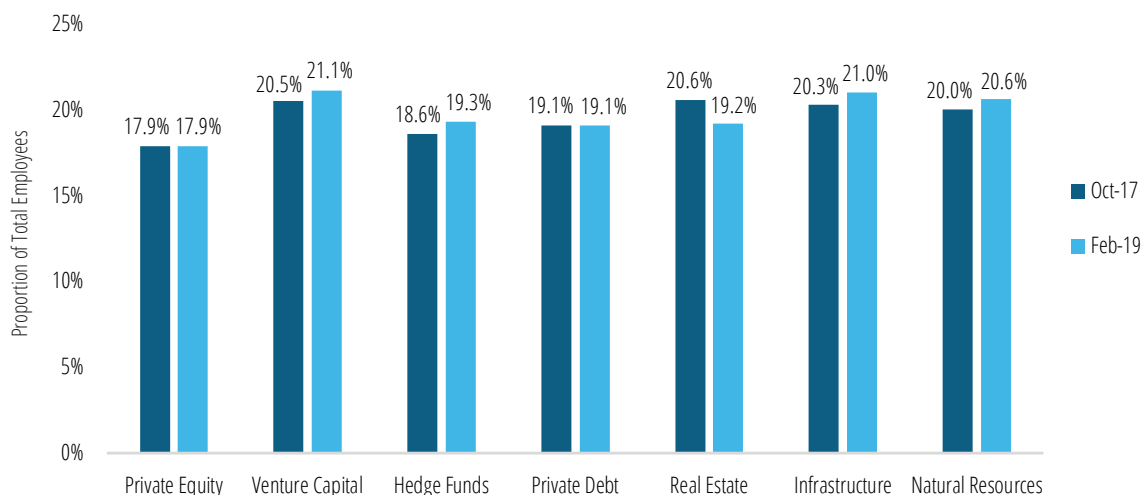


**9.9%**

of senior roles at private equity firms are occupied by women.

- Women are primarily employed in investor relations and finance teams, comprising 53% and 39% of employees in those roles respectively (Fig. 3). However, at senior levels those proportions fall to 34% of investor relations staff and 25% of finance staff.
- Across different regions, women account for broadly equal proportions of private equity employees, ranging from 19% in Europe to 17% in regions beyond North America, Europe and Asia (Fig. 2). Asia is the only region in which more than one in 10 senior employees are women.
- Among the largest private equity hubs, women make up the greatest proportion of senior employees at firms in China (14.0%) and Hong Kong (13.8%, Fig. 4). Women make up just 3.7% of senior employees at South Korea-based firms.

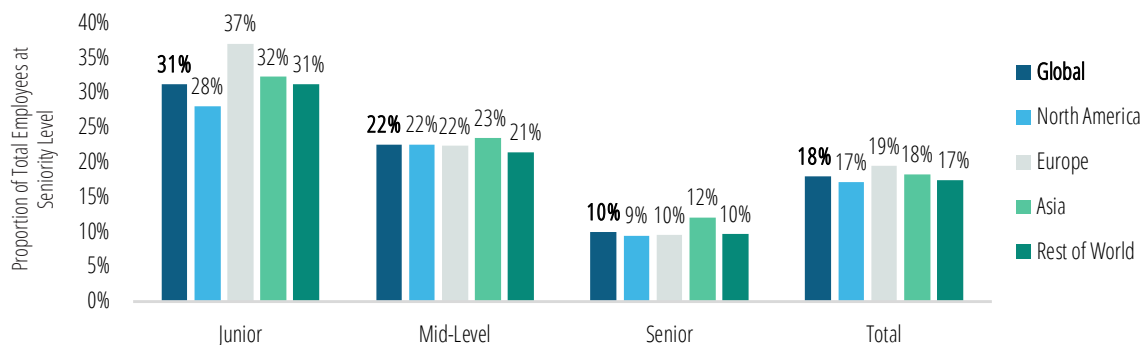
**Fig. 1: Female Employees in Alternatives as a Proportion of Total Employees by Asset Class, 2017 vs. 2019**



Source: Preqin Pro

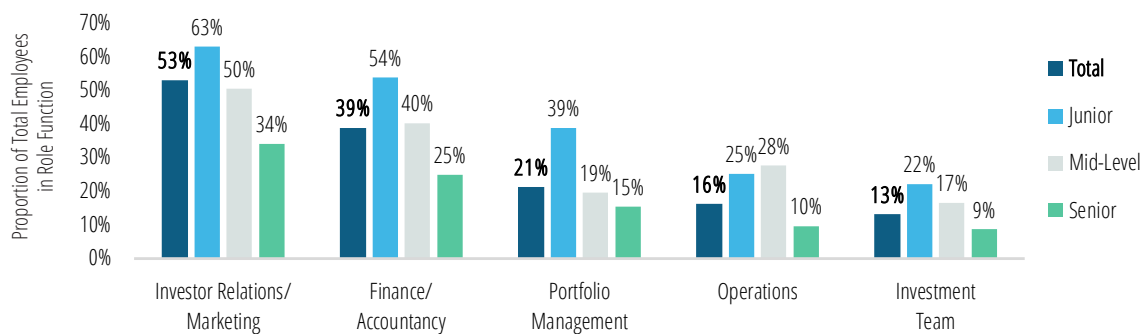
\* 'Private Equity' throughout refers to buyout, growth and closely related fund strategies, and excludes venture capital funds.

**Fig. 2: Female Employees at Private Equity Firms as a Proportion of Total Employees by Seniority and Location**



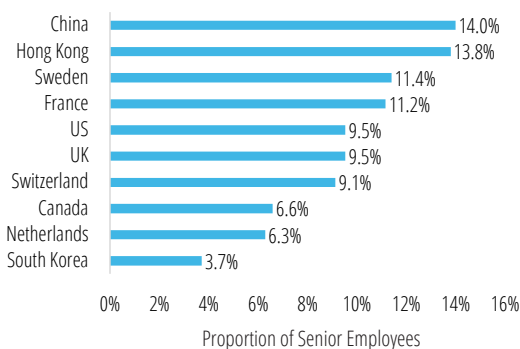
Source: Preqin Pro

**Fig. 3: Female Employees at Private Equity Firms as a Proportion of Total Employees by Seniority and Role Function**



Source: Preqin Pro

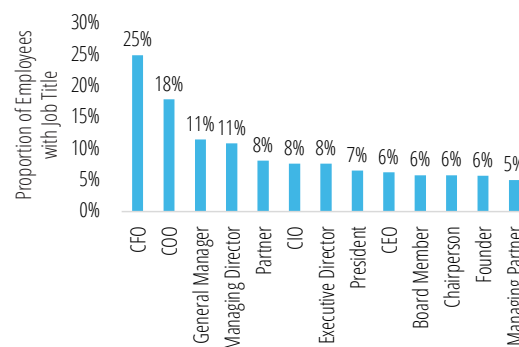
**Fig. 4: Female Senior Employees at Private Equity Firms in the Top 10 Locations\* as a Proportion of Total Senior Employees**



Source: Preqin Pro

\* Ranked by total capital raised in the 10 years to December 2018 by fund managers based in these locations.

**Fig. 5: Female Senior Employees at Private Equity Firms as a Proportion of Total Senior Employees by Job Title**



Source: Preqin Pro